





DEVELOPMENT MANAGEMENT PERFORMANCE UPDATE – 16 APR 2026

1. INTRODUCTION:

- 1.1 This report briefly sets out performance in relation to the determination of planning applications in Development Management the period **January 2026**.
- 1.2 This report sets out the figures for the number of cases decided and percentage within time set against the relevant target and summary of 24-month average performance.
- 1.3 The tables also set out the percentage of the total number of decisions made that are subsequently overturned at appeal as 24-month average performance.
- 1.4 In addition, the tables set out the number of cases registered and validated within the specified months.

Performance Measure	Actual Performance	Target	Comments
(Speed) Decisions Made <i>(Period Jan 2026)</i>	Major 3 decisions issued <i>100% within time period</i>	60% (80% NNDC)	24 month average to 31 Jan 2026 is 97.00%* 
	Non-Major 52 decisions issued <i>87% within time period (7 cases over time)</i>	70% (90% NNDC)	24 month average to 31 Jan 2026 is 94.00% 
(Quality) % of total number of decisions made that are then subsequently overturned at appeal <i>(Period Jan 2026)</i>	Major	10% (5% NNDC)	24 month average to 31 Jan 2026 is 1.52% (one case RV/22/1661) 
	Non-Major	10% (5% NNDC)	24 month average to 31 Jan 2026 is 1.01% 

Performance Measure	Actual Performance	Target	Comments
Validation <i>(Period Jan 2026)</i>	Information not currently available for this period	3 days for Non- Major from date of receipt 5 days for Majors from date of receipt	Datasets do not currently breakdown validated apps by Major / Minor or those on PS2 returns, but performance data retrieval being reviewed.

2. S106 OBLIGATIONS

- 2.1 A copy of the list of latest S106 Obligations is attached. There are currently four S106 Obligations being progressed.

3. RECOMMENDATIONS:

- 3.1 **Members are asked to note the content of this report.**